
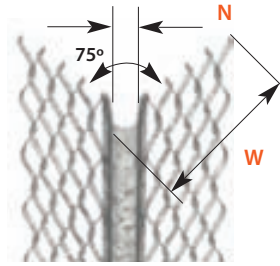


WET PLASTER AND EXTERNAL RENDER BEADS



Standard Angle Bead

For use on all plastered and rendered corners where a true, sharp corner is required. It's strong rigid arris protects and reinforces plaster where it is most vulnerable.

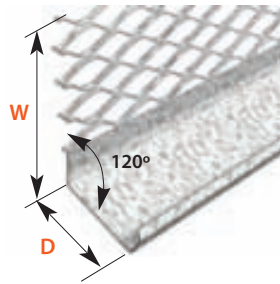


Standard Angle Bead

Product code	Length (m)	Lengths/pack	W: Wing width (mm)	N: Nose width (mm)	Plaster depth (mm)	Material	Use
STD2.40	2.4	50	53	5	12 - 19	Galvanised	Internal
STD3.0	3.0	50	53	5	12 - 19	Galvanised	Internal
STD3.0/SS	3.0	50	53	5	12 - 19	Stainless Steel	External
STD3.0/SSX10	3.0	10	53	5	12 - 19	Stainless Steel	External

Renderstop Bead

Also known as **Bell Cast Bead** it forms and protects the lower edge of external render. Designed to deliver a gentle gradient at the base of the render, it is used above doors, windows and at DPC level to allow rainwater to drain clear of the underlying substrate.


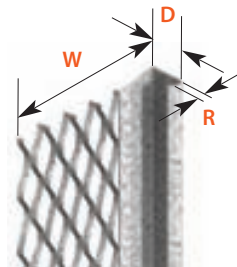


Render Stop Bead

Product code	Length (m)	Lengths/pack	W: Wing width (mm)	D: Depth (mm)	Plaster depth (mm)	Material	Use
RS3.0	3.0	50	48	25	16 - 19	Galvanised	Internal
RS3.0/SS	3.0	50	48	25	16 - 19	Stainless Steel	External
RS3.0/SSX10	3.0	10	48	25	16 - 19	Stainless Steel	External

Plasterstop Bead

Used to provide clean, neat edges at openings or abutments onto other wall surfaces or ceiling finishes. Designed to deliver a clean neat edge, they protect and finish plaster and render edges on door and window openings. Plasterstop Beads can also be used at base of wall and ceiling level.

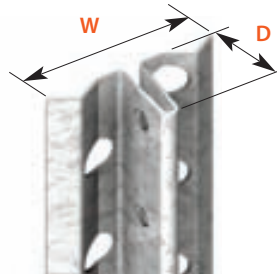


Plaster Stop Bead

Product code	Length (m)	Lengths/pack	W: Wing width (mm)	D: Depth (mm)	R: Return width (mm)	Plaster depth (mm)	Material	Use
PS10/2.4	2.4	50	66	10	3	10	Galvanised	Internal
PS10/3.0	3.0	50	66	10	3	10	Galvanised	Internal
PS13/2.4	2.4	50	66	13	3	13	Galvanised	Internal
PS13/3.0	3.0	50	66	13	3	13	Galvanised	Internal
PS16/3.0	3.0	50	66	16	3	16	Galvanised	Internal
PS19/3.0	3.0	50	66	19	3	19	Galvanised	Internal
PS10/3.0/SS	3.0	50	58	10	3	10	Stainless Steel	External
PS13/3.0/SS	3.0	50	55	13	3	13	Stainless Steel	External
PS16/3.0/SS	3.0	50	60	16	3	16	Stainless Steel	External
PS19/3.0/SS	3.0	50	57	19	3	19	Stainless Steel	External
PS10/3.0/SSX10	3.0	10	58	10	3	10	Stainless Steel	External
PS13/3.0/SSX10	3.0	10	55	13	3	13	Stainless Steel	External
PS16/3.0/SSX10	3.0	10	60	16	3	16	Stainless Steel	External
PS19/3.0/SSX10	3.0	10	57	19	3	19	Stainless Steel	External

Depth Gauge Bead

Provides a quick and accurate means of ensuring consistent, minimum plaster depths as plaster is simply 'ruled off' to leave required thickness.


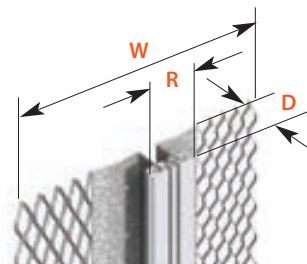


Depth Gauge Bead

Product code	Length (m)	Lengths/pack	W: Wing width (mm)	D: Depth (mm)	Plaster depth (mm)	Material	Use
DG6/3.0	3.0	50	21	6	6	Galvanised	Internal
DG10/3.0	3.0	50	21	10	10	Galvanised	Internal

Movement Bead

Incorporates a flexible membrane and is used where the underlying substrate changes, or where minor movement in the structure beneath the render is expected. Movement beads can also be used where changes in the render colour are specified.

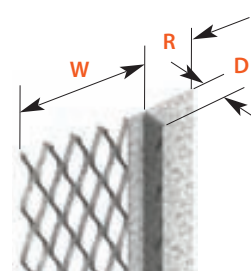
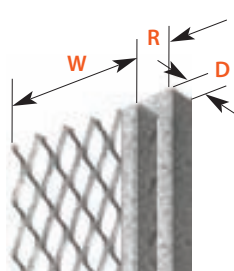


Movement Bead

Product code	Length (m)	Lengths/pack	W: Total Wing width (mm)	D: Depth (mm)	R: Return width (mm)	Plaster depth (mm)	Material	Use
MB10/3.0X10	3.0	10	140	12	25	12	Galvanised	Internal
MB13/3.0X10	3.0	10	140	15	25	15	Galvanised	Internal
MB16/3.0X10	3.0	10	140	18	25	18	Galvanised	Internal
MB19/3.0X10	3.0	10	140	21	25	21	Galvanised	Internal
MB10/3.0SSX10	3.0	10	140	12	25	12	Stainless Steel	External
MB13/3.0SSX10	3.0	10	140	15	25	15	Stainless Steel	External
MB16/3.0SSX10	3.0	10	140	18	25	18	Stainless Steel	External
MB19/3.0SSX10	3.0	10	140	21	25	21	Stainless Steel	External

Architrave Bead

Also known as **Shadow line bead**. Gives a shadow line decorative effect for aesthetic purposes and creates a clean division between varying wall finishes eg. at wall and ceiling abutments or door and window reveals.



Architrave Bead with flange

Architrave Bead without flange

Architrave Bead with flange

Product code	Length (m)	Lengths/pack	W: Wing width (mm)	D: Depth (mm)	R: Return width (mm)	Plaster depth (mm)	Material	Use
ARC10/WF/3.0X25	3.0	25	37	10	12	10	Galvanised	Internal
ARC13/WF/3.0X25	3.0	25	37	13	12	13	Galvanised	Internal

Architrave Bead without flange

Product code	Length (m)	Lengths/pack	W: Wing width (mm)	D: Depth (mm)	R: Return width (mm)	Plaster depth (mm)	Material	Use
ARC10/WO/3.0X25	3.0	25	37	10	20	10	Galvanised	Internal
ARC13/WO/3.0X25	3.0	25	37	13	20	13	Galvanised	Internal