

POSTCRETE



bringing materials to *life*™



READY TO USE

A ready-to-use blend of selected sand, cement and additives formulated for fixing wooden, concrete and metal posts.

Uses

To fix all types of wood, metal and concrete posts.

Description

Postcrete is ready to use. No mixing is required.

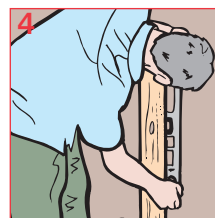
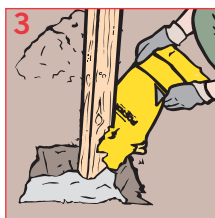

Sitework

For best results follow these instructions:

- 1) Dig hole to correct depth and width relevant to post size (see table on reverse).
- 2) Fill hole with water to a third of the depth.
- 3) Pour in Postcrete evenly around post until no standing water is visible (powder completely covers water surface). Sprinkle water on top of powder.
- 4) Position and level post as required. Setting will take place in 5 to 10 minutes.
- 5) When set, cover top of hole with soil or grass.

Do not mix Postcrete with water by hand or machine.

Please consult the table on the reverse for guidance on the quantity of Postcrete to use.



Packaging

Postcrete is packed in new weatherproof packaging.

Storage

Postcrete is a cement based material and should be handled and stored with care. This product may be stored, unopened in either indoor or outdoor conditions. Information on the maximum storage period can be found on the bag.

Cleaning

All equipment should be cleaned with water. Do not flush down drains.

Availability

Postcrete is available throughout Great Britain at Lafarge Cement stockists. Postcrete is supplied in 20 kg plastic bags.

Conditions of Use

- Postcrete may be used for the purposes of fixing domestic posts.
- Postcrete may be used for fixing decking posts, rotary washing lines and small/medium sized gateposts (less than 1.0m width gate).
- Postcrete may not be used for general concreting, screeds, mortar, grout or render.
- If a particular compressive strength is required, Postcrete should not be used.
- Normal site practice to the relevant British and European Standards should always apply. Lafarge Cement UK cannot be held responsible where workmanship has not been carried out in accordance with good practice.
- Manual handling should comply with The Manual Handling Operations Regulations 1992.

Technical Support

Further information and advice on this product and the full range of Lafarge Cement products can be obtained through the contacts listed below. Alternatively, step-by-step application videos are available from us on the internet, by scanning the QR code below using your Smartphone or by downloading our iPhone app from the App Store.

Health and Safety

Contact between cement powder and body fluids (eg sweat and eye fluids) may cause irritation, dermatitis or burns. Cement is classified as an irritant under the Chemicals (Hazard Information and Packaging) Regulations.

For further information, including control of soluble hexavalent chromium, refer to the appropriate Lafarge Cement Health and Safety Information Sheets.



How much Postcrete will I need?

Post size	Hole size (width x depth)	Number of bags required
Round 5cm (2")	15cm (6") x 30cm (12")	1/3 bag
	15cm (6") x 45cm (18")	1/2 bag
	15cm (6") x 60cm (24")	3/4 bag
	20cm (8") x 30cm (12")	2/3 bag
	20cm (8") x 45cm (18")	1 bag
	20cm (8") x 60cm (24")	1 1/2 bags
Square 7.5cm (3")	15cm (6") x 45cm (18")	1/3 bag
	15cm (6") x 60cm (24")	1/2 bag
	15cm (6") x 75cm (30")	3/4 bag
	20cm (8") x 45cm (18")	3/4 bag
	20cm (8") x 60cm (24")	1 bag
	20cm (8") x 75cm (30")	1 1/3 bags
	25cm (10") x 45cm (18")	1 1/2 bags
	25cm (10") x 60cm (24")	2 bags
	25cm (10") x 75cm (30")	2 1/2 bags
Square 10cm (3 3/4")	30cm (12") x 45cm (18")	2 1/4 bags
	30cm (12") x 60cm (24")	3 bags
	30cm (12") x 75cm (30")	3 3/4 bags
	15cm (6") x 45cm (18")	1/4 bag
	15cm (6") x 60cm (24")	1/3 bag
	15cm (6") x 75cm (30")	1/2 bag
Square 10cm (3 3/4")	20cm (8") x 45cm (18")	2/3 bag
	20cm (8") x 60cm (24")	3/4 bag
	20cm (8") x 75cm (30")	1 bag
	25cm (10") x 45cm (18")	1 1/2 bags
	25cm (10") x 60cm (24")	1 3/4 bags
	25cm (10") x 75cm (30")	2 bags
Square 10cm (3 3/4")	30cm (12") x 45cm (18")	2 bags
	30cm (12") x 60cm (24")	2 3/4 bags
	30cm (12") x 75cm (30")	3 1/2 bags

The recommended depth depends on the height of the post, the load it will support and the soil condition. As a guide, a 3" square post 5 ft high should be placed 18" deep in heavy soil or 24" in light soil or an exposed position.

The information in this datasheet is accurate at the time of printing, but Lafarge Cement UK reserve the right to amend details as part of their product development programme.

Further information

Technical helpline


Tel: 0845 812 6232
info@uk.lafarge.com

Customer services

Tel: 0845 812 6300
customerservice@uk.lafarge.com

iPhone App

www.lafarge.co.uk/iphone



LAFARGE CEMENT UK LTD

Portland House
Bickenhill Lane
Solihull, Birmingham
B37 7BQ
Tel. 0845 812 6400
Fax 0845 812 6200
www.lafarge.co.uk

