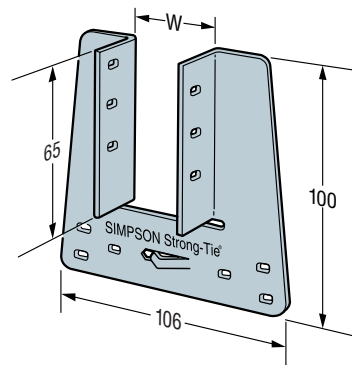


TCP Truss Clip

The TCP truss clip attaches girders, trusses and rafters to wall plates to provide wind restraint.

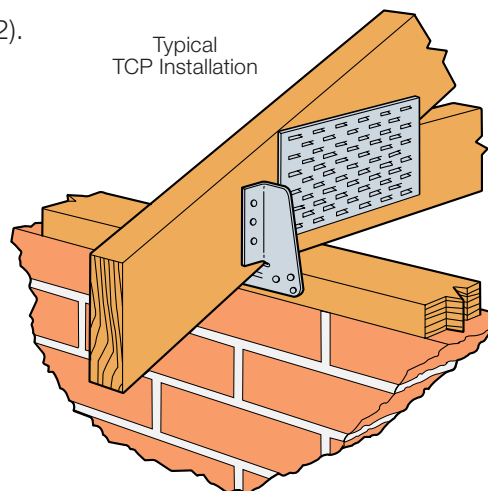
- TCP Truss Clips may be used for general purposes, strongback attachments as all-purpose ties wherever one member crosses another.
- Speed prong provides temporary attachment for ease of installation.
- Obround holes for easier nail driving.



Material: 0.9mm pre-galvanised mild steel.

Installation: Use all specified fasteners. See "General Notes" (page 12).

Model No.	Width (mm)	No. Fasteners (3.75mm x 30mm Square Twist Nails)		Safe Working Load Short Term Uplift	Characteristic Capacity (kN)
		To Truss	To Plate		
TCP38	38	6	6	2.13	3.41
TCP44	44	6	6	2.13	3.00
TCP47	47	6	6	2.13	-
TCP50	50	6	6	2.13	2.42

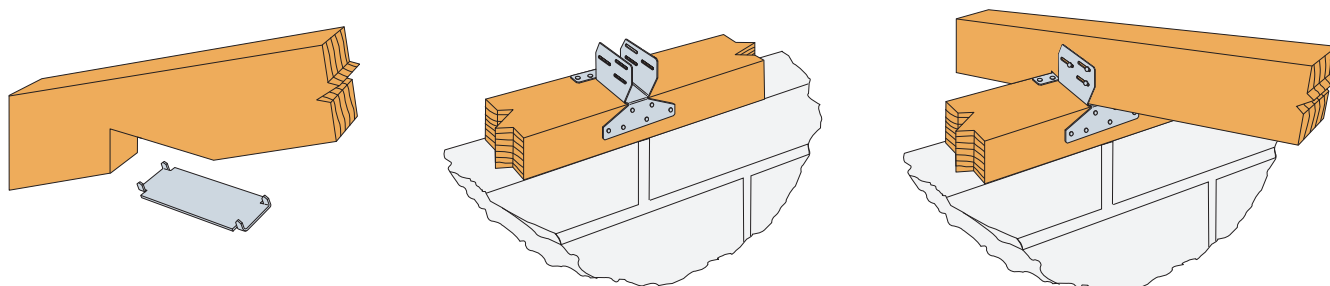


1. Safe Working Loads are based on load tests conducted at CERAM Building Technology. Contact Simpson's technical department for further information.

GS Glide Shoe

Glide shoes are specially designed to allow horizontal movement between raised tie trusses and wallplates.

The GS allows lateral movement of raised tie trusses up to 15mm during installation of roofing materials and resists uplift forces. Typically used on one or both ends of the truss as determined by the truss designer.



Model No.	Width (mm)	Fasteners (3.75 x 30mm Square Twist Nails)		Safe Working Loads (kN)		Characteristic Capacity (kN)	
		Support	Carried Member	Short Term Lateral	Short Term Uplift	Lateral	Uplift
GS38	38	10	6	3.3	1.4	6.6	2.8
GS50	50						
GS75	75						
GS100	100						
GS150	150						
GS200	200						

